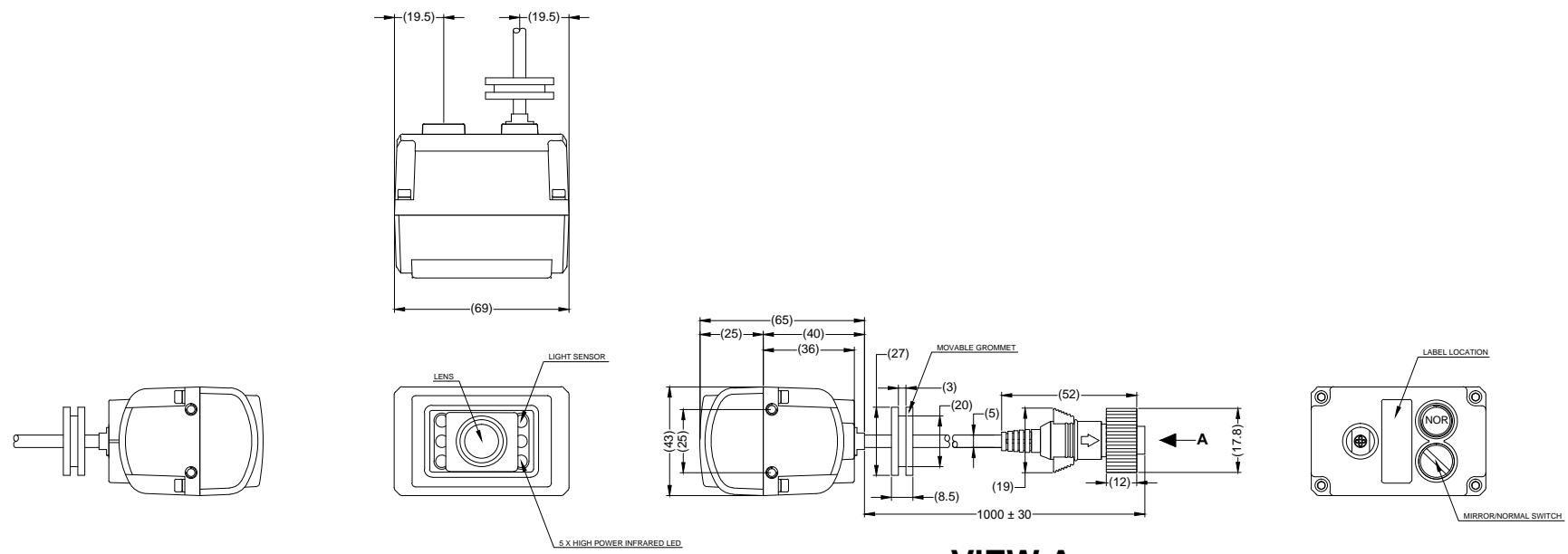
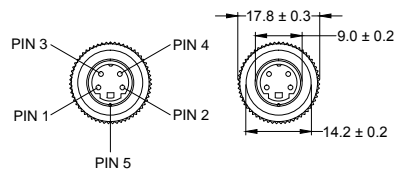
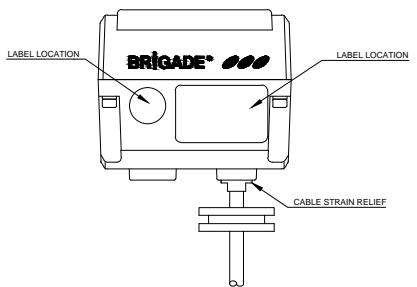


Revision Notes:				
R1 - DRAWING CHANGED TO REMOVE AUDIO FUNCTION ON PIN 4 ACCORDING TO ECR-305				
APA: T.CHOI	Drawn: A.FEDERIGHI	Checked: R.BATES	Approved: B.JOHN	Date: 11/08/14



VIEW A



4 PIN MINI DIN MALE MATING FACE

PIN #	WIRE COLOUR	DESCRIPTION
1	YELLOW	VIDEO
2	RED	+12V
3	BLUE	N.C.
4	WHITE	N.C.
CASE	BLACK/SHIELD	GND



- NOTES:**
1. REFER TO "PRODUCT SPECIFICATION" FOR MORE DETAILS.
 2. REFER TO COMPONENT DRAWINGS FOR COMPONENT DETAILS.
 3. ENSURE SELF AMALGAMATING TAPE IS USED DURING INSTALLATION.
 4. ANY CUSTOMER MODIFICATION OF THIS PRODUCT CAUSING SUBSEQUENT FAILURE IS NOT A LIABILITY OF BRIGADE ELECTRONICS PLC.
 5. FOR PRODUCT LABEL REFER TO LATEST REVISION OF DRAWING BE-002900-XX-14.

PROPRIETARY NOTICE
 THIS DESIGN AND TECHNICAL INFORMATION APPEARING ON THIS DRAWING IS THE PROPERTY OF BRIGADE ELECTRONICS, AND IS DISCLOSED IN CONFIDENCE. IT IS NOT TO BE COPIED, REPRODUCED, REVEALED TO OR EXPROPRIATED BY OTHERS, EITHER IN WHOLE OR IN PART WITHOUT THE EXPRESS WRITTEN CONSENT OF BRIGADE ELECTRONICS.



Assembly Pt Approval T.CHOI	Approved by B.JOHN	Checked by R.BATES	Drawn by A.FEDERIGHI
Angle of Projection 	Units mm	Scale N/A	Released 27/06/14
	Status RELEASED	Assembly Ref -	
	Part No #3288C	BE-890C-C	
		BE-002925-01-14	